

Student Satisfaction Survey -2022-23 (NAAC)

SVKM's Mithibai College of Arts, Chauhan Institute of Science & Amrutben Jivanlal College of Commerce and Economics (Autonomous)

Guidelines for Students

NAAC (National Assessment and accreditation council) requires the conduct of a Student Satisfaction Survey regarding Teaching – Learning and Evaluation, which will help to upgrade the quality in higher education. A student will have to respond to all the questions given in the following format with her/his sincere effort and thought.

Instructions to fill the questionnaire

- All questions should be compulsorily attempted.
- Each question has five responses, choose the most appropriate one.
- The response to qualitative question no. 23 is the student's opportunity to give suggestions or improvements; she/he can also mention the weaknesses of the institute here. (Kindly restrict your response to the teaching-learning process only)

* Required

* This form will record your name, please fill your name.

1. **Class ***

- B.A.
- B.Com
- B.Sc
- B.M.M./ B.A.M.M.C
- B.M.S
- B.B.I
- B.A.F
- B.F.M
- B.Com (Hons)
- B.Sc-Biochemistry
- B.Sc- Biotechnology
- B. Sc-Computer Science
- M.A.
- M.Sc
- M.Com
- B.Sc. (Honours) Psychology
- B.Sc. (Honours) Applied Statistics and Data Science

2. Year of the degree program *

- First Year
- Second year
- Third year

3. Percentage of the syllabus covered in the class *

- 4 – 85 to 100%
- 3 – 70 to 84%
- 2 – 55 to 69%
- 1– 30 to 54%
- 0 –Below 30%

4. Preparedness of the teacher for the classes *

- 4 –Thoroughly
- 3 – Satisfactorily
- 2 – Poorly
- 1 – Indifferently
- 0 – Won't teach at all

5. Communication skills of the teachers *

- 4 – Always effective
- 3 – Sometimes effective
- 2 – Just satisfactorily
- 1– Generally ineffective
- 0– Very poor communication

6. Delivery of the content by teachers *

- 4– Excellent
- 3 – Very good
- 2 – Good
- 1 – Fair
- 0– Poor

7. Fairness in the Continuous Internal Assessment by the teachers *

- 4 – Always fair
- 3 – Usually fair
- 2 – Sometimes unfair
- 1 – Usually unfair
- 0– Unfair

8. **Was your performance in Continuous Internal Assessment discussed with you? ***

- 4 – Every time
- 3 – Usually
- 2 – Occasionally/Sometimes
- 1 – Rarely
- 0– Never

9. **The college promotes internship, student exchange, field visit opportunities for students. ***

- 4 – Regularly
- 3 – Often
- 2 – Sometimes
- 1 – Rarely
- 0– Never

10. **The teaching and mentoring process in the college accelerate your cognitive, social and emotional growth. ***

- 4 – Significantly
- 3 – Very well
- 2 – Moderately
- 1 – Marginally
- 0– Not at all

11. **Multiple opportunities to learn and grow are provided by the college. ***

- 4 – Strongly agree
- 3 – Agree
- 2 – Neutral
- 1 – Disagree
- 0– Strongly disagree

12. **Programme Outcomes, Programme Specific Outcomes, and Course Outcomes are communicated by the teachers. ***

- 4 – Every time
- 3 – Usually
- 2– Occasionally/Sometimes
- 1 – Rarely
- 0– Never

13. **Mentor follows-up with you regularly. ***

- 4 – Every time
- 3 – Usually
- 2 – Occasionally/Sometimes
- 1 – Rarely
- 0 – I don't have a mentor

14. **Teachers explain concepts through examples and applications. ***

- 4 – Every time
- 3 – Usually
- 2 – Occasionally/Sometimes
- 1 – Rarely
- 0 – Never

15. **Your strengths are identified by teachers, and you are encouraged to strengthen them further. ***

- 4 – Fully
- 3 – Reasonably
- 2 – Partially
- 1 – Slightly
- 0 – Unable to

16. **Teachers are able to identify your weaknesses and motivate you to overcome them. ***

- 4 – Every time
- 3 – Usually
- 2 – Occasionally/Sometimes
- 1 – Rarely
- 0 – Never

17. **The college engages students in the monitoring, review and continuous quality improvement of the teaching learning process through feedback mechanism. ***

- 4 – Strongly agree
- 3 – Agree
- 2 – Neutral
- 1 – Disagree
- 0 – Strongly disagree

18. **Student centric methods, such as experiential learning, participative learning and problem-solving methodologies for enhancing learning experiences are used by the teachers. ***

- 4 – To a great extent
- 3 – Moderate
- 2 – Somewhat
- 1 – Very little
- 0 – Not at all

19. **Teachers motivate you to participate in co-curricular and extracurricular activities. ***

- 4 – Strongly agree
- 3 – Agree
- 2 – Neutral
- 1 – Disagree
- 0 – Strongly disagree

20. **Soft skills, life skills and employability skills required for the successful career are inculcated by the teachers. ***

- 4 – To a great extent
- 3 – Moderate
- 2 – Somewhat
- 1 – Very little
- 0 – Not at all

21. **Percentage of teachers using any ICT tools such as Smart Board, students' portal and Multimedia, etc. while teaching? ***

- 4 – Above 90%
- 3 – 70 – 89%
- 2 – 50 – 69%
- 1 – 30 – 49%
- 0 – Below 29%

22. **You grade quality of teaching-learning process in your college as very good. ***

- 4 – Strongly agree
- 3 – Agree
- 2 – Neutral
- 1 – Disagree
- 0 – Strongly disagree

23. **Three observation / suggestions to improve the overall teaching – learning experience in your institution.**

This content is neither created nor endorsed by Microsoft. The data you submit will be sent to the form owner.

 Microsoft Forms

Student Satisfaction Survey (2021-22)

1087

Responses

05:58

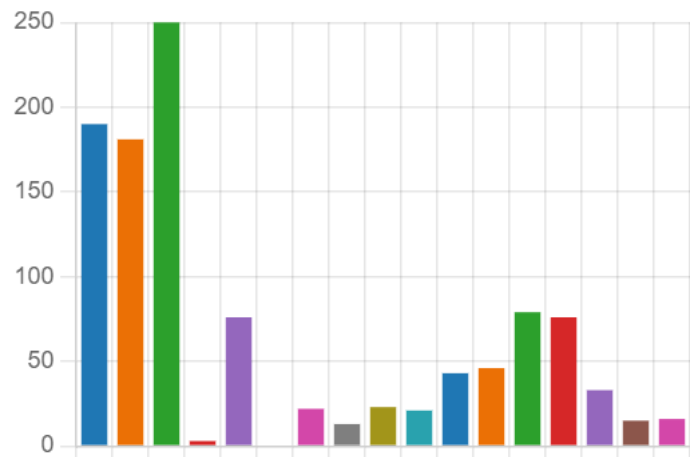
Average time to complete

Active

Status

1. Class (0 point)

● B.A.	190
● B.Com	181
● B.Sc	250
● B.M.M./ B.A.M.M.C	3
● B.M.S	76
● B.B.I	0
● B.A.F	22
● B.F.M	13
● B.Com (Hons)	23
● B.Sc-Biochemistry	21
● B.Sc- Biotechnology	43
● B. Sc-Computer Science	46
● M.A.	79
● M.Sc	76
● M.Com	33
● B.Sc. (Honours) Psychology	15
● B.Sc. (Honours) Applied Statistic...	16



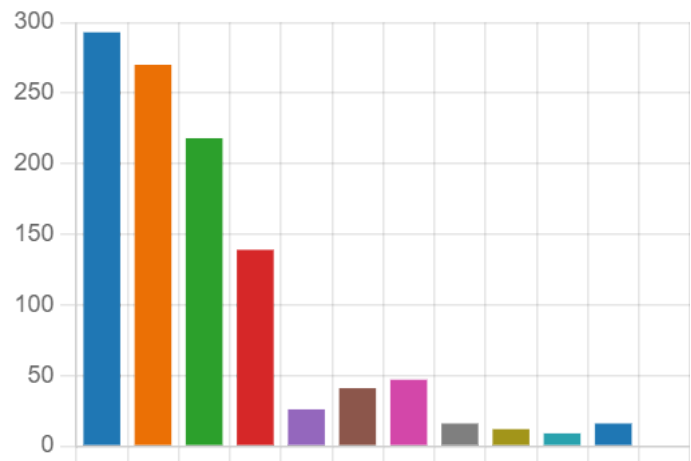
2. Year of the degree program (0 point)

● First Year	531
● Second year	356
● Third year	200



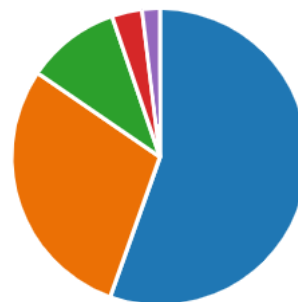
3. Division (0 point)

● A	293
● B	270
● C	218
● D	139
● E	26
● F	41
● G	47
● H	16
● I	12
● J	9
● K	16
● L	0



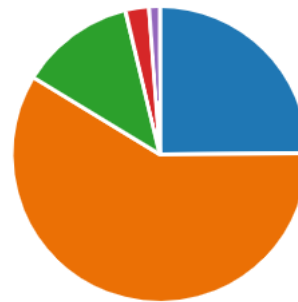
4. How much of the syllabus was covered in the class? (0 point)

● 4 – 85 to 100%	603
● 3 – 70 to 84%	316
● 2 – 55 to 69%	111
● 1 – 30 to 54%	36
● 0 – Below 30%	21



5. How well did the teachers prepare for the classes? (0 point)

● 4 –Thoroughly	270
● 3 – Satisfactorily	640
● 2 – Poorly	136
● 1 – Indifferently	28
● 0 – Won't teach at all	13



6. How well were the teachers able to communicate? (0 point)

● 4 – Always effective	357
● 3 – Sometimes effective	452
● 2 – Just satisfactorily	201
● 1 – Generally ineffective	56
● 0 – Very poor communication	21



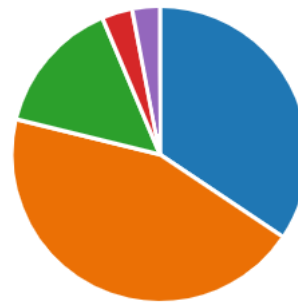
7. The teacher's approach to teaching can best be described as (0 point)

● 4– Excellent	212
● 3 – Very good	398
● 2 – Good	321
● 1 – Fair	117
● 0– Poor	39



8. Fairness of the internal evaluation process by the teachers. (0 point)

4 – Always fair	374
3 – Usually fair	483
2 – Sometimes unfair	161
1 – Usually unfair	36
0– Unfair	33



9. Was your performance in assignments discussed with you? (0 point)

4 – Every time	165
3 – Usually	276
2 – Occasionally/Sometimes	280
1 – Rarely	175
0– Never	191



10. The institute takes active interest in promoting internship, student exchange, field visit opportunities for students. (0 point)

4 – Regularly	183
3 – Often	260
2 – Sometimes	260
1 – Rarely	209
0– Never	175



11. The teaching and mentoring process in your institution facilitates your cognitive, social and emotional growth.

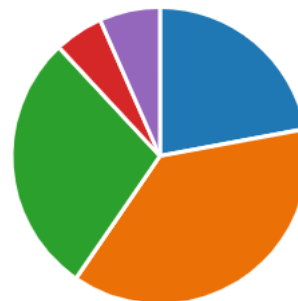
(0 point)

● 4 – Significantly	194
● 3 – Very well	316
● 2 – Moderately	365
● 1 – Marginally	113
● 0– Not at all	99



12. The institution provides multiple opportunities to learn and grow. (0 point)

● 4 – Strongly agree	240
● 3 – Agree	408
● 2 – Neutral	309
● 1 – Disagree	58
● 0– Strongly disagree	72



13. Teachers inform you about your expected competencies, course outcomes and programme outcomes.

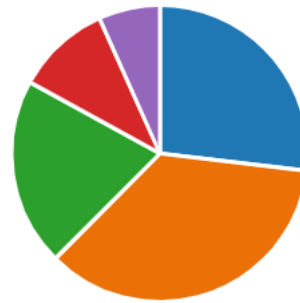
(0 point)

● 4 – Every time	278
● 3 – Usually	410
● 2– Occasionally/Sometimes	234
● 1 – Rarely	101
● 0– Never	64



14. Your mentor does a necessary follow-up with an assigned task to you. (0 point)

● 4 – Every time	292
● 3 – Usually	387
● 2 – Occasionally/Sometimes	223
● 1 – Rarely	112
● 0 – I don't have a mentor	73



15. The teachers illustrate the concepts through examples and applications. (0 point)

● 4 – Every time	370
● 3 – Usually	430
● 2 – Occasionally/Sometimes	218
● 1 – Rarely	45
● 0 – Never	24



16. The teachers identify your strengths and encourage you with providing right level of challenges. (0 point)

● 4 – Fully	209
● 3 – Reasonably	310
● 2 – Partially	288
● 1 – Slightly	148
● 0 – Unable to	132



17. Teachers are able to identify your weaknesses and help you to overcome them. (0 point)

4 – Every time	170
3 – Usually	301
2 – Occasionally/Sometimes	281
1 – Rarely	185
0 – Never	150



18. The institution makes effort to engage students in the monitoring, review and continuous quality improvement of the teaching learning process. (0 point)

4 – Strongly agree	191
3 – Agree	365
2 – Neutral	347
1 – Disagree	96
0 – Strongly disagree	88



19. The institute/ teachers use student centric methods, such as experiential learning, participative learning and problem-solving methodologies for enhancing learning experiences. (0 point)

4 – To a great extent	228
3 – Moderate	393
2 – Somewhat	272
1 – Very little	119
0 – Not at all	75



20. Teachers encourage you to participate in extracurricular activities. (0 point)

● 4 – Strongly agree	210
● 3 – Agree	398
● 2 – Neutral	317
● 1 – Disagree	84
● 0 – Strongly disagree	78



21. Efforts are made by the institute/ teachers to inculcate soft skills, life skills and (0 employability skills to make you ready for the world of work. (0 point)

● 4 – To a great extent	281
● 3 – Moderate	378
● 2 – Somewhat	243
● 1 – Very little	112
● 0 – Not at all	73



22. What percentage of teachers use ICT tools such as LCD projector, Multimedia, etc. while teaching? (0 point)

● 4 – Above 90%	495
● 3 – 70 – 89%	332
● 2 – 50 – 69%	155
● 1 – 30 – 49%	56
● 0 – Below 29%	49



23. The overall quality of teaching-learning process in your institute is very good. (0 point)

● 4 – Strongly agree	247
● 3 – Agree	431
● 2 – Neutral	280
● 1 – Disagree	67
● 0 – Strongly disagree	62



24. Give three observation / suggestions to improve the overall teaching – learning experience in your institution. (0 point)

424
Responses

Latest Responses

"Teachers gives more example while explaining the topic"

155 respondents (37%) answered **students** for this question.

